

(January 1, 2014)

## Accessible Parking in the City of Brampton

The City of Brampton is committed to ensuring that people of all ages and abilities enjoy the same opportunities as they live, work, play and visit in our City. This commitment includes ensuring access to appropriately marked, signed and maintained accessible parking spaces. Access to accessible parking is very important for people with disabilities to be able to enjoy services and facilities just as others are able to do. As our population ages and the number of people with disabilities increases, the need for accessible parking spaces will be even greater.

Requirements for accessible parking spaces in the City of Brampton are regulated by the following:

- Highway Traffic Act, *Ontario Regulation 581*
  - Specific sign requirements
- Integrated Accessibility Standards Regulation, Design of Public Spaces *Ontario Regulation 413-12*
  - Type of parking spaces
  - Number of accessible spaces to be provided
- City of Brampton, Traffic By-law 93-93
  - Owners/operators obligations
  - Surface, size and configuration of parking spaces and access aisles
  - Curb cuts
  - Specific sign requirements
- City of Brampton, Zoning By-law 270-2004, as amended
  - Number of total parking spaces required (including accessible and regular spaces)
- Approved site plans
  - Specific requirements regarding number and location of accessible parking spaces and access

The following pages provide an overview of the requirements of accessible parking spaces in Brampton and some helpful hints to assist you with compliance with these requirements.

## Accessible Parking Spaces

### Owners and Operators Obligations:

The following outlines the obligations for parking lot owners and operators with respect to public parking areas and provides information regarding requirements for accessible parking spaces as identified in the Traffic By-law 93-93, Section 48.

### As an owner/operator you are obligated to:

- Provide accessible parking spaces for the exclusive use of vehicles that are displaying an accessible parking permit
- Comply with any approved Site Plan requirements with respect to the number and location of accessible parking spaces
- Provide a **minimum** number of parking accessible parking spaces based on the total number of parking spaces provided. The following is an approximation of the number of accessible parking spaces to be provided:

# of Parking Spaces Provided	# of Accessible Parking Spaces	# of Type A Van Accessible	# of Type B
0-12	1	1	0
<b>Requirement for 13 to 100 parking spaces – 4% of total</b>			
13 – 25	1	1	0
26 – 50	2	1	1
51 – 75	3	1	2
76 – 100	4	2	2
<b>Requirement for 101 to 200 parking spaces is 1 plus 3% of total</b>			
101 – 140	5	2	3
141 – 170	6	3	3
171 – 200	7	3	4
<b>Requirement 201 to 1000 parking spaces is 2 plus 2% of total</b>			
201 – 250	7	3	4
251 – 300	8	4	4
301 – 350	9	4	5
351 – 400	10	5	5
401 – 450	11	5	6
451 – 500	12	6	6
501 – 550	13	6	7
551 – 600	14	7	7
601 – 650	15	7	8

651 – 700	16	8	8
701 – 750	17	8	9
751 – 800	18	9	9
801 – 850	19	9	10
851 – 900	20	10	10
901 – 950	21	10	11
951 – 1000	22	11	11
<b>Requirement for more than 1000 parking spaces provided is 11 plus 1% of total</b>			
1001 – 1100	22	11	11
1101 – 1200	23	11	12
1201 – 1300	24	12	12
1301 – 1400	25	12	13
1401 – 1500	26	13	13
1501 – 1600	27	13	14
1601 – 1700	28	14	14
1701 – 1800	29	14	15
1801 – 1900	30	15	15
1901 – 2000	31	15	16
<b>For each 100 parking spaces provided, add 1 additional parking space to the running total.</b>			

- Ensure the accessible parking spaces are kept free of any obstructions, snow, ice and slush and are maintained to the same standards as the other parking spaces provided in that public parking area.
- Maintained in good repair so pavement markings are easily identified by the public.

**Each accessible parking space must comply with the following:**

**Surface:**

- Be located on a hard, level surface
- Be located in an area where people with disabilities can easily access a building or facility via curb ramps, depressed curbs or other means

**Physical Dimensions:**

- Type A – Van Accessible
  - Be a minimum of 3.4 metres wide and as long as the other parking spaces in the same public parking area
  - Have an access aisle that is a minimum of 1.5 metres wide, as long as the parking space and be marked with high tonal contrast diagonal lines to indicate that parking is prohibited in this space

- Type B
  - Be a minimum of 2.4 metres wide and as long as the other parking spaces in the same public parking area
  - Have an access aisle that is a minimum of 1.5 metres wide, as long as the parking space and be marked with high tonal contrast diagonal lines to indicate that parking is prohibited in this space
- Where two accessible parking spaces (Type A and/or Type B) are provided in the same location, a shared access aisle of 1.5 metres may be used
- Incorporate a pavement marking with the International Symbol of Access (wheelchair)
  - White symbol and border, blue background under the symbol
  - Blue paint to be similar in colour to that used on Highway Traffic Act (HTA) Permit Only sign
- Width measurements are calculated based on mid-point to mid-point from the painted lines of the parking space and access aisle
- Painted lines may be white or yellow in colour
  - If yellow is used it shall match the yellow traffic paint chip of the Ministry of Transportation, Ontario or US. Federal 595B, Yellow 33538
- Recommended line width for markings is 10 cm
- All pavement markings to be slip resistant paint

#### **Curb Cuts:**

- Must be provided where there is a change in grade and the access aisle abuts a raised surface or where a raised surface is in close proximity to the access aisle

#### **Signage:**

- Erect signage for each accessible parking space and maintain it in good repair and ensure that it:
  - Is visible to the public
  - Is located on a permanent post, building or structure
  - Has the bottom edge of the sign 1 metre to 1.5 metres above the surface
  - Is located mid-point at the end of the parking space so that it does not block access to the parking space or interfere with the access to the depressed curb or curb cut
  - Is reflective
  - Is in accordance with the requirements of the Highway Traffic Act, *Ontario Regulation 581, Section 11*
  - Includes the wording “Maximum Fine \$5000” and “For Enforcement call 905-458-3424” on the same sign or an another sign in close proximity to the accessible parking sign
- For Type A parking spaces, in addition to the above, include the wording “Van Accessible” on the same sign or on a sign located below the Permit Only sign

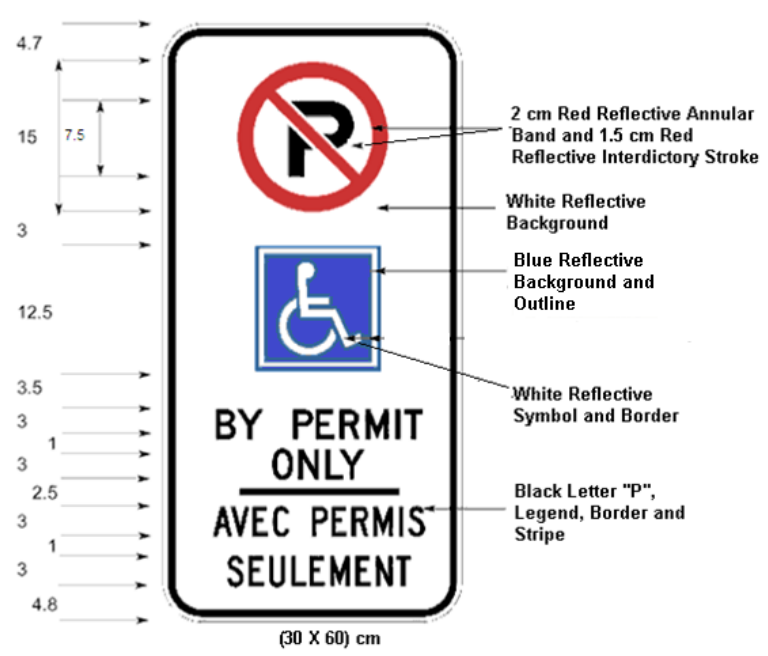
Highway Traffic Act, Ontario Regulation 581, Section 11

11. A parking space designated on Crown land or under a municipal by-law for the use of persons with a disability shall be distinctly indicated by erecting a disabled person parking permit sign which shall,

(a) Be not less than forty-five centimetres in height and not less than thirty centimetres in width and bear the markings and have the dimensions as described and illustrated in the following Figure:

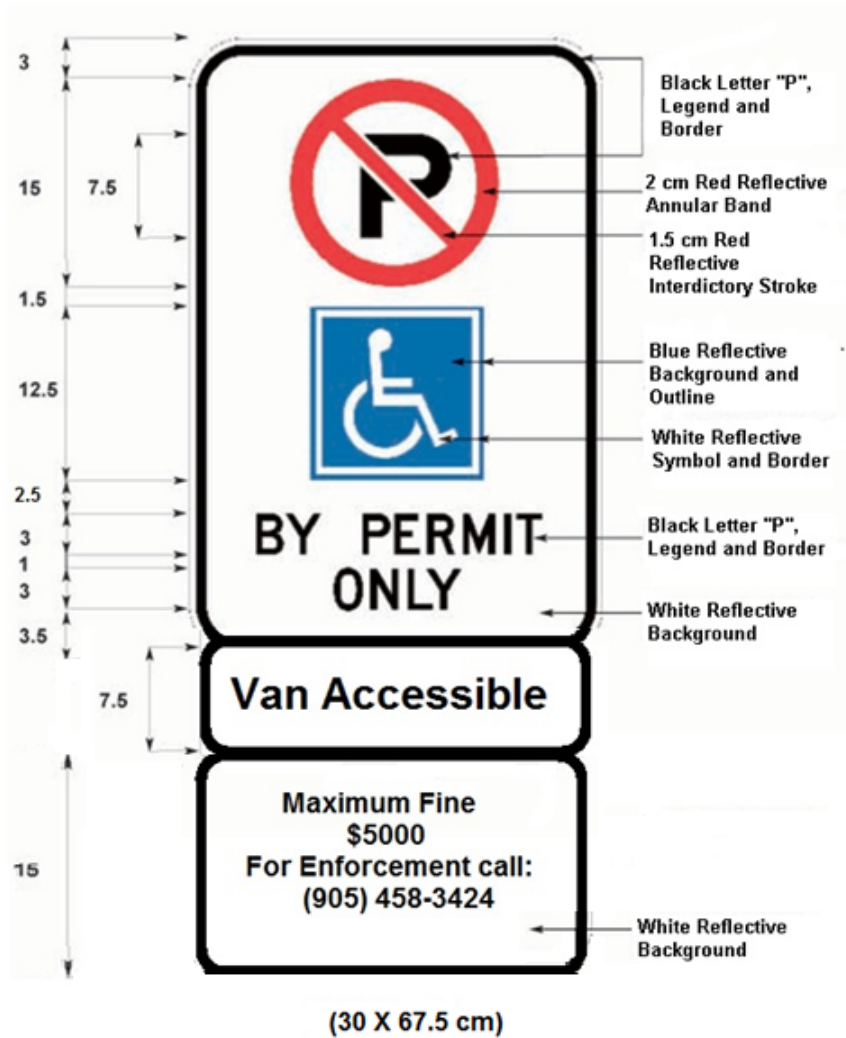


(b) Be not less than sixty centimetres in height and not less than thirty centimetres in width and bear the markings and have the dimensions as described and illustrated in the following Figure:

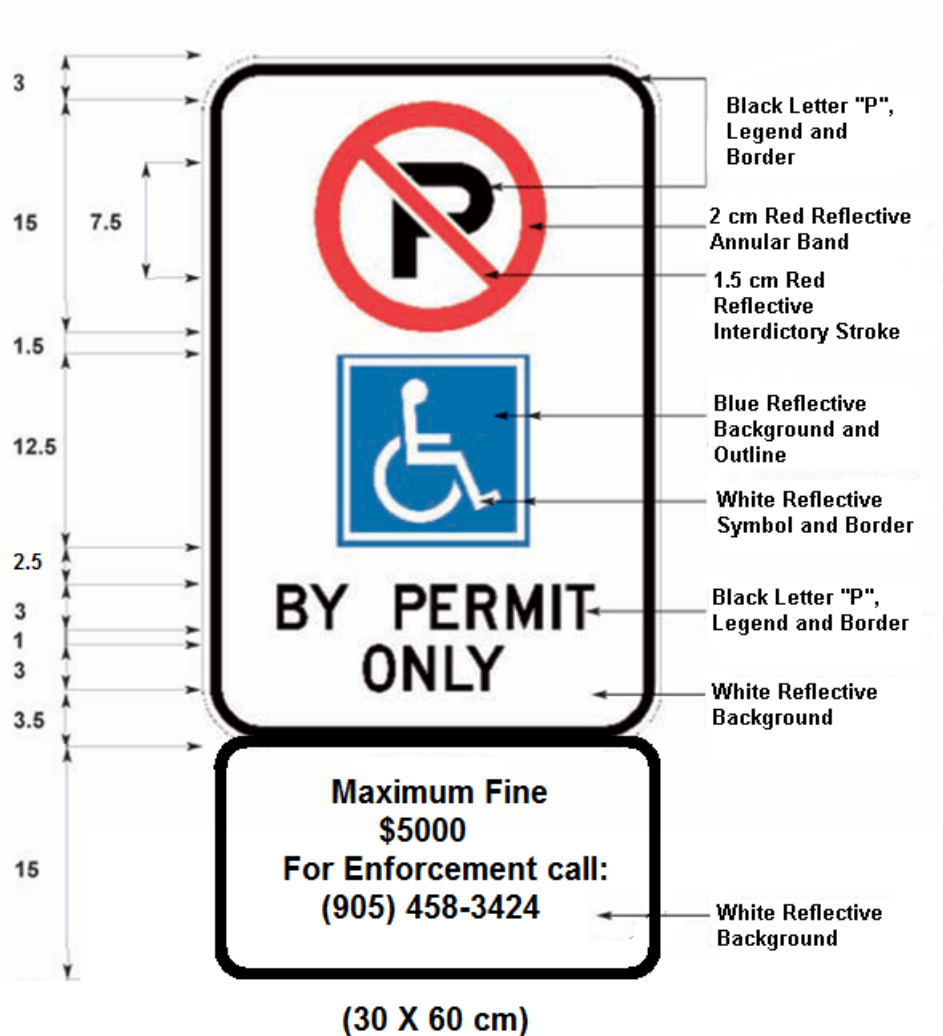


City of Brampton Traffic By-law 93-93 Accessible Parking Sign

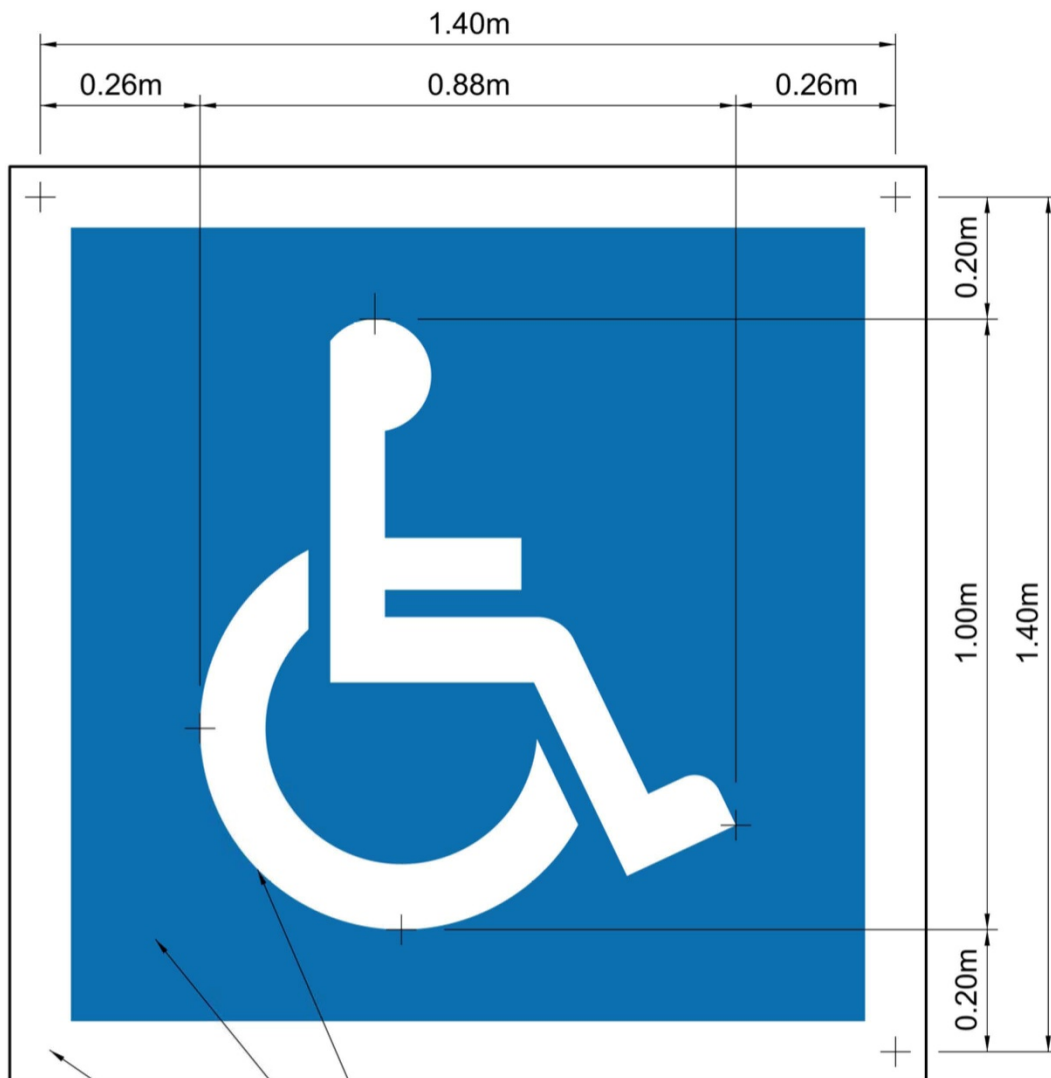
Type A – Van Accessible



City of Brampton Traffic By-law 93-93 Accessible Parking Sign - Type B



# City of Brampton Pavement Marking

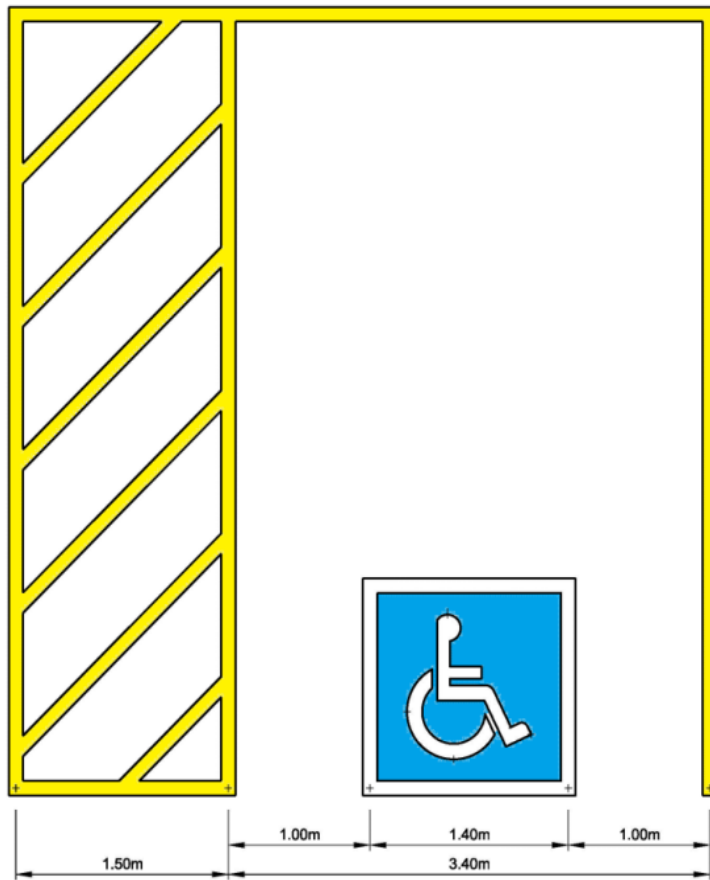


- WHITE SYMBOL
- BLUE BACKGROUND
- WHITE BORDER

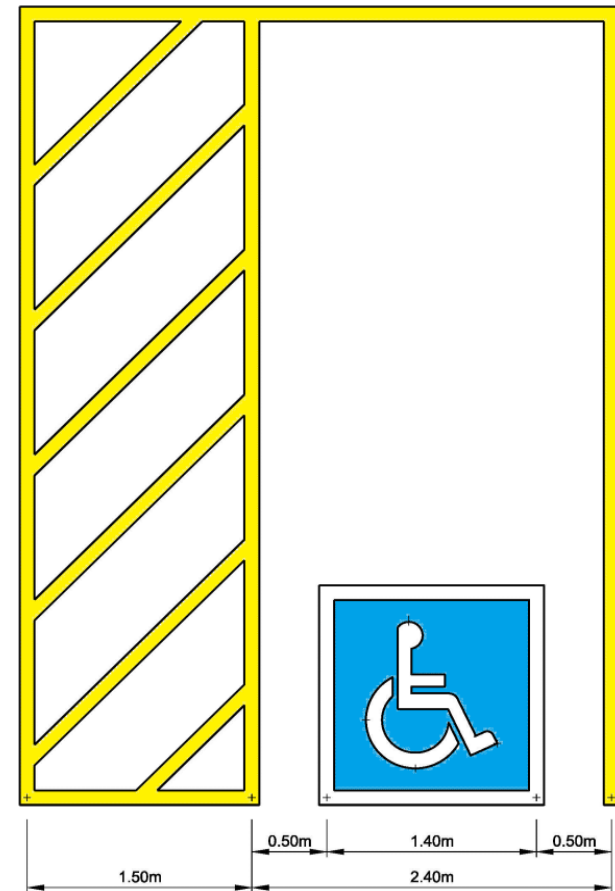


## Pavement Marking Placement

Type A

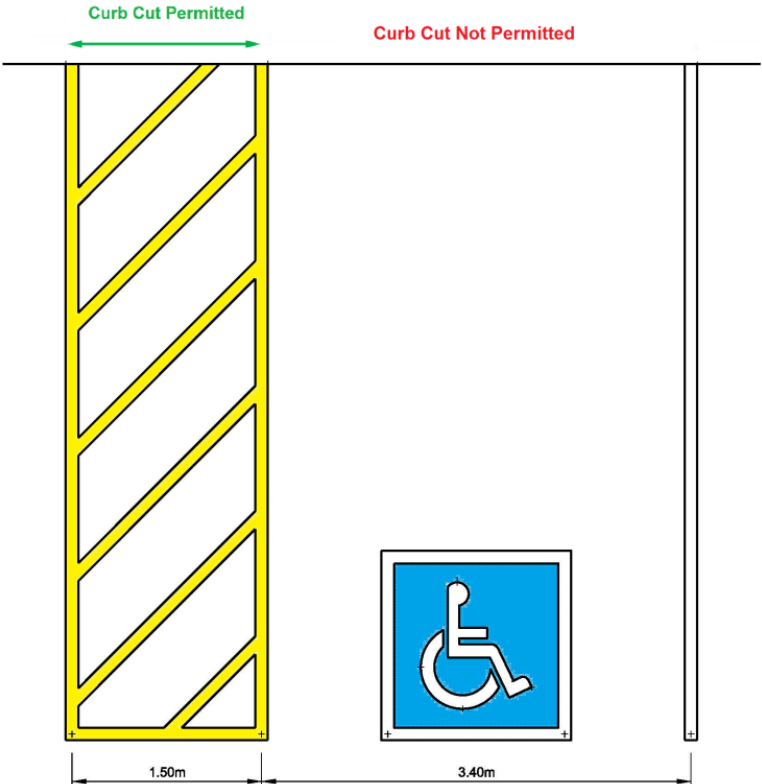


Type B

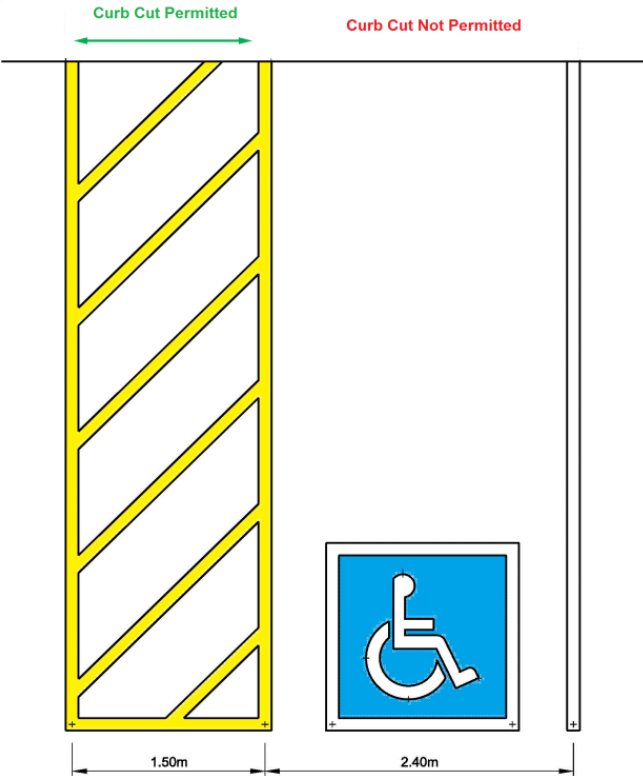


Curb Cut Placement

Type A – Single Space

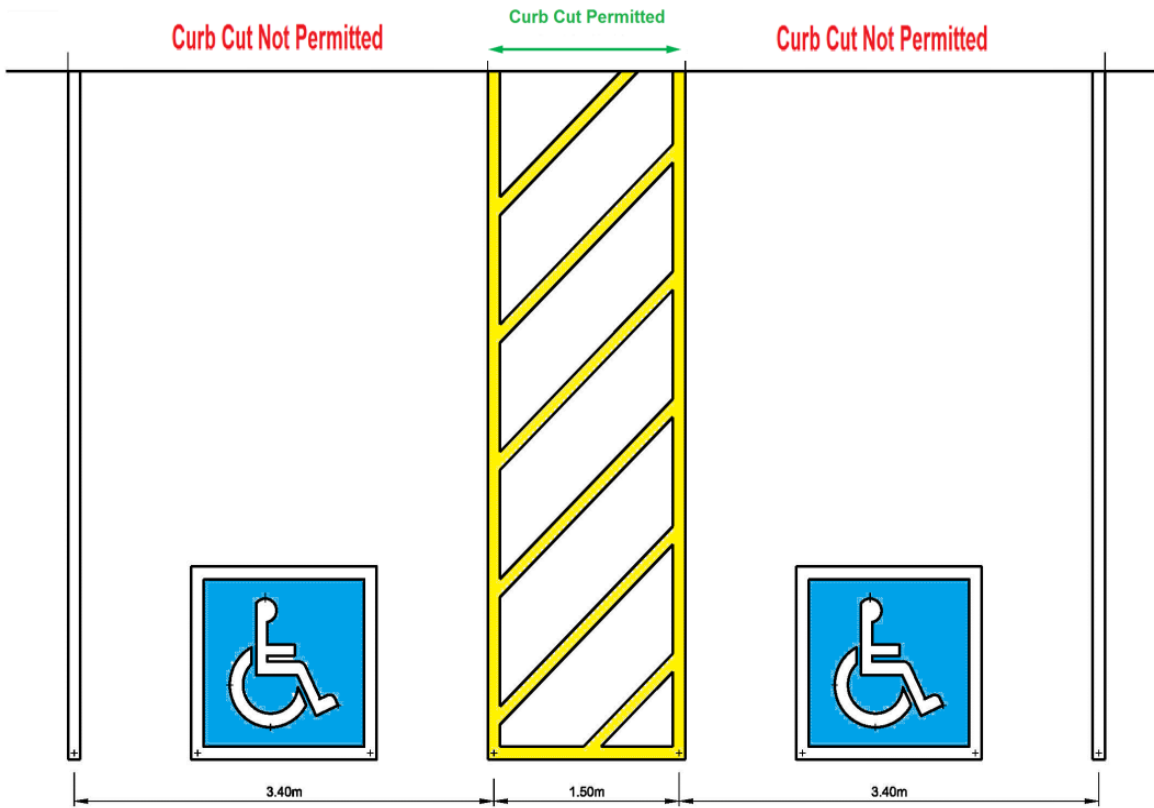


Type B – Single Space

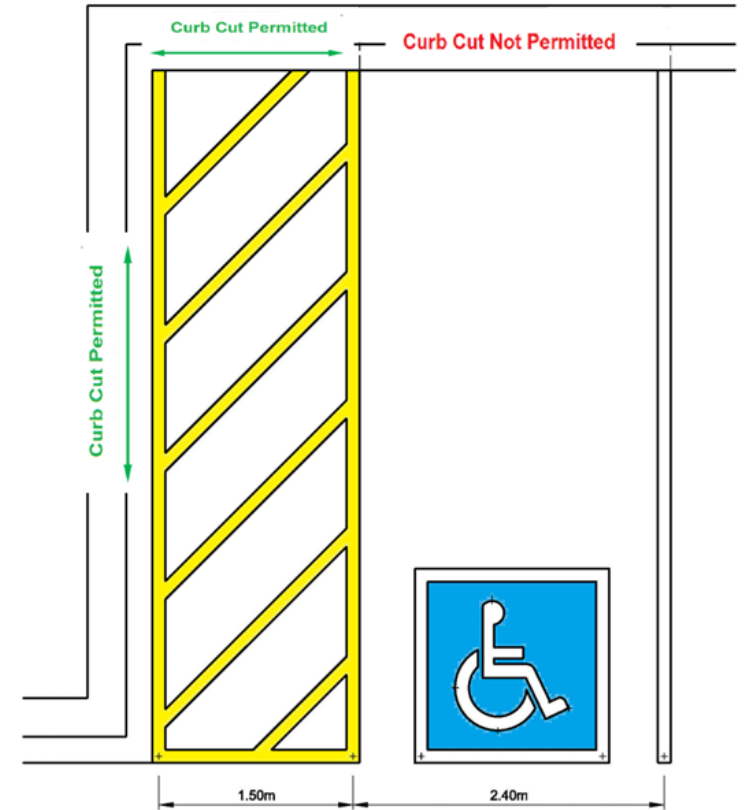


## Curb Cut Placement (cont'd)

Shared Access Aisle

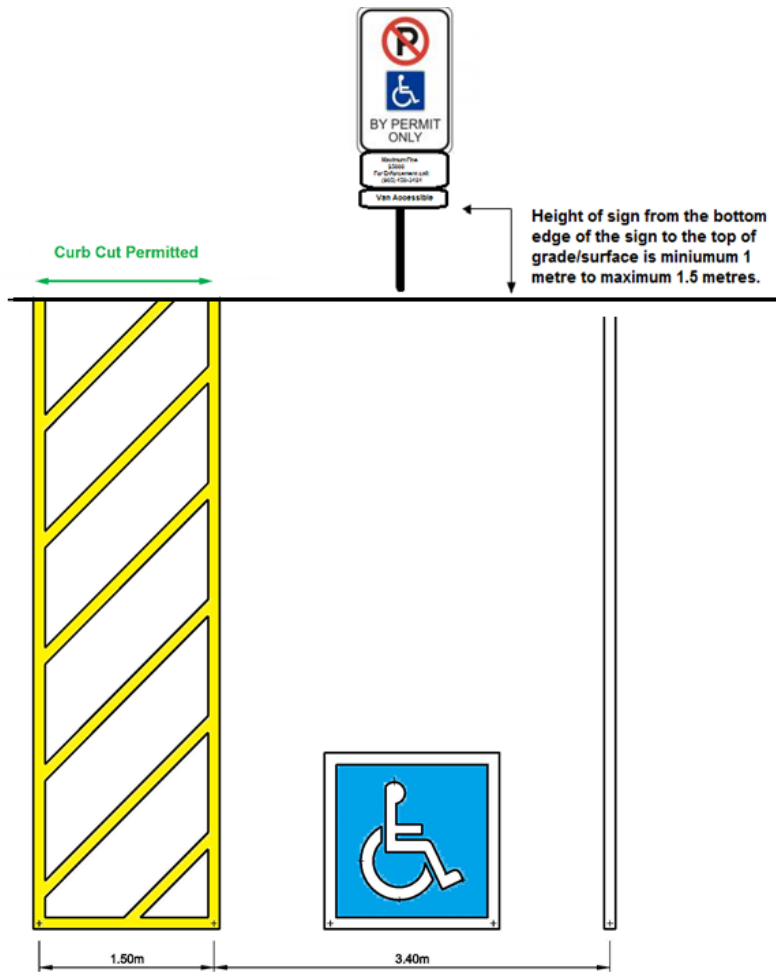


Side Curb



## Sign Placement

### Sign Placement – Single Space



### Sign Placement – Shared Access Aisle

